



# Mid-Year Review

July 2024

## Executive Summary

### Opportunities up, margins tightening, but yields and relative value remain high

The trends observed in Q4 2023 have continued into the first half of 2024 as M&A activity continues to pick-up and, as inflation levels have largely normalised and interest rates are expected to decrease, sentiment continues to improve.

The opportunities from the core mid-market remain attractive with yield premiums at 250-300bps over equivalent rated loans in the syndicated markets and European mid-market companies outperforming its US equivalents.<sup>1</sup>

Pemberton has completed 13 new platform investments in the first 6 months of 2024.

### Key themes of H1 2024

As the year has progressed, we have seen a pick-up in M&A activity and a number of formal/structured auction processes that were largely absent for much of 2023. Discussions with Corporate Finance advisors has confirmed that the pipeline for the 2<sup>nd</sup> half of the year is strong, supported by a stable/declining rate environment, a narrowing price expectation gap between sellers and buyers, and pent-up supply/demand following a subdued 2023.

In the first 6 months of the year Pemberton has reviewed 460 investment opportunities, up from 330 (+37%) in H1 2023, which combined with improvements in transaction completion rates (2023 saw a number of failed sale processes) has led to a 3x fold increase in new platform investments (vs H1'23).

Whilst opportunities are increasing, we have observed heightened competition for larger deals (>€300m financings) driven both by a resurgence of the Broadly Syndicated Loan ('BSL') market and US Direct Lenders entering Europe. This competition has put pressure on margins and documentation flexibility, with emergence of covenant-lite and lender club financings (largely in combination) following the approach in the US market.

A recent study by Lincoln International highlighted the attractiveness of the European market relative to the US (see page 4 for summary).

For mid-market financings (<€300m), the market continues to be dominated by established local firms with strong sponsor relationships providing bi-lateral financings.

<sup>1</sup> Based on a study by Lincoln International with key findings presented in this report.



# €21.0bn

AUM<sup>2</sup> across 7 Strategies



# €21.4bn

Invested<sup>3</sup> Since Inception



# 3,575+

Companies Reviewed Since 2019



# 250+

Investors Across the Globe



# 190+

Professionals<sup>4</sup> Firmwide



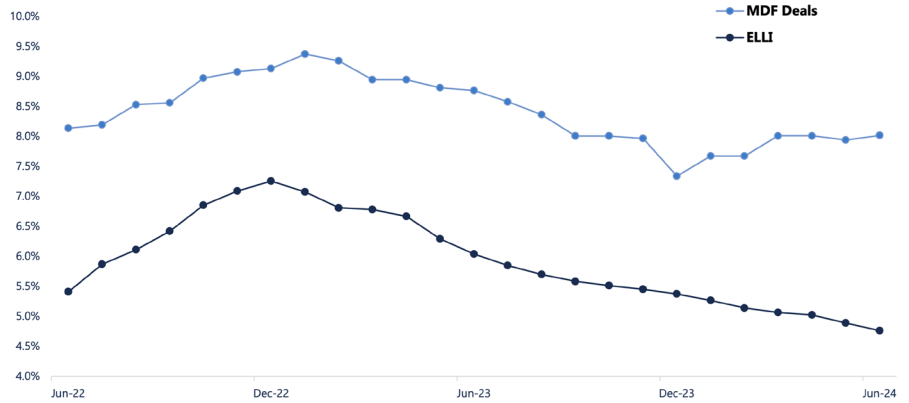
# 15

Locations<sup>5</sup> Across Europe, Australia, the US and the Middle East

## Key themes of H1 2024 continued

We are currently observing a 50-100bps margin premium for mid-market financings vs. larger deals, and more broadly a 250-300bps premium in yields for equivalent rated loans in the syndicated market.

### All-in Spread, Mid-Market Strategy, Completed Transactions



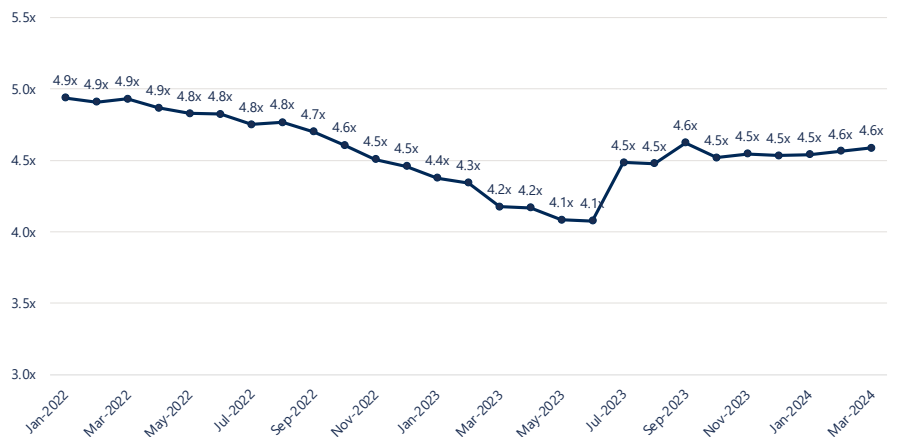
\*All-in Spread defined as 3-year target spread plus upfront fees on a three year convention (excluding base rates).

Source: Pemberton data.

Repricing in the syndicated market have seen our Strategic Credit Fund being repaid on hung-syndication investments made in H2-2022 when syndication processes stalled realising IRRs<sup>10</sup> of 15-27%.

Leverage on transactions has continued to remain constrained by the elevated rate environment, with indications from our Mid-market strategy remaining c.0.5x below H1'22 (when the recent cycle of rate rises began).

### Mid-Market Strategy - Leverage Indications (6-month moving average)



Source: Pemberton data.

Source: Pemberton Capital Advisors LLP. All figures as of 30th June 2024 unless stated otherwise.  
<sup>2</sup> Assets under management are defined as committed capital since inception. For closed funds, the FX rate used as at final close. For separate managed accounts and open funds FX rate used as at time of commitment. Data as of 2nd July 2024.  
<sup>3</sup> Across all funds including recycled capital. FX rate applied as at time of deployment.  
<sup>4</sup> Pemberton Group, including consultants, contractors, and advisors.  
<sup>5</sup> Includes three locations in the US.

## Introductions H1 2024

The review of investment opportunities in H1 2024 has increased by 37% over H1 2023 which is reflective of the increase deal activity:

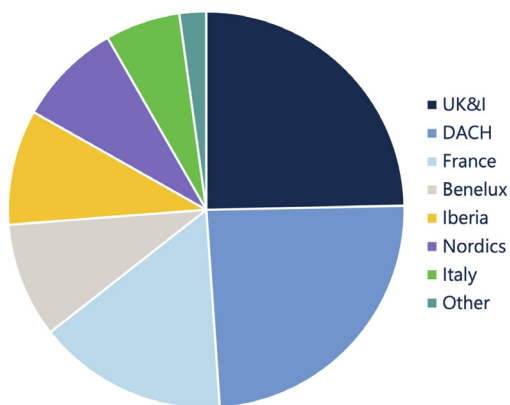
### Geographic trends:

Deal activity has picked up across all regions, with the UK and DACH continuing to account for the largest share of introductions in H1 (25% and 24% respectively). France was the slowest market to rebound but has seen notable increase in activity heading into the summer. Notable investments across Europe included Fluid One (UK, IT Managed services), ProLogistik (Germany, Software), Juvise (France, Healthcare), NOK.5 (Netherlands, infrastructure maintenance) and Cebat (Italy, Utilities).

### Sector trends:

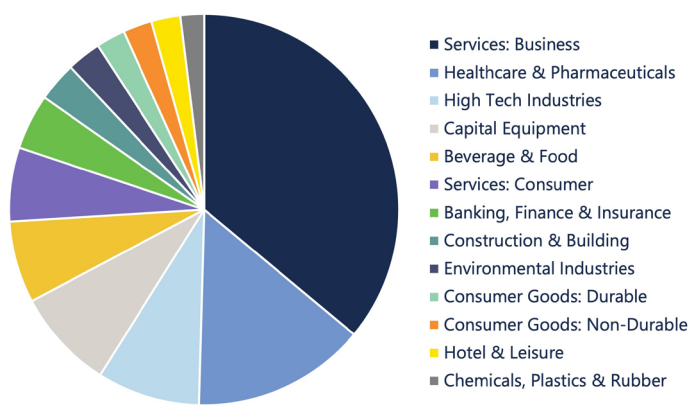
Business Services continues to be a key focus sector for Pemberton accounting for 36% of all introductions. M&A activity has been particularly prevalent in the IT services space, where sponsors have been attracted by market tailwinds of cloud migration and digital transformation, alongside high levels of cash flow generation and an opportunity to consolidate a fragmented market. This year Pemberton has completed 5 new platform investments in the IT services/software space.

#### Introductions per Region



Source: Pemberton data.

#### Introductions per Sector



Source: Pemberton data.

## Market Participants

Following the announcement in March that the senior investment team at Barings had defected to Corinthia, neither firm have been visible in the market and the outcome of the move remains uncertain.

At the same time, we have also observed a number of competitors moving up in deal size, leaving the core mid-market (€20m - €50m) less heavily competed.

For companies with less than 3x net leverage, the bank markets remain strong in France and Italy but less so in the UK and the Benelux.

While a handful of banks have announced the launch of Direct Lending funds in the last 12 months, to date these have been subscale with limited direct origination capability and have not been prevalent participants in the market.

## Fundraising Environment

Pemberton has recorded several successes in the first half of 2024 leading to an increase in total AUM to €21bn<sup>6</sup>, including:

- A final close for Pemberton's Strategic Credit Fund III at €2.3bn
- An anchor investment partnership with ADIA and subsequent first close at over \$1bn of investible capital
- Other material closes for our direct lending and NAV financing strategies
- Ramping our second broadly syndicated CLO

The overall improving fundraising environment is supported by structural drivers, including:

- LP allocation increases<sup>7</sup> to alternatives and particularly private debt as equity markets remain uncertain and volatile
- Spread compression in public credit markets, leading LPs to pivot back to private credit to capture spread premium.
- Double digit yields on direct lending loans<sup>8</sup> on the back of elevated base rates
- Lower leverage levels versus 2021-22<sup>8</sup>
- Rising availability of NAV and Risk-Sharing investment opportunities as PE firms look to unlock capital and banks seek to meet increasing regulatory requirements
- LPs looking for diversification from allocation to private credit strategies

## European mid-market companies outperform their US equivalents

**Private Debt Investor's Loan Note published on Thursday 13th June 2024, revealed key findings from The Lincoln International's First Quarter Valuation Insights Report highlighting the strong performance of European Mid-Market companies:**

- **European mid-market companies outperformed their US equivalents** in the first quarter, with average revenue growth of 13.3 percent and EBITDA growth of 10.6 percent, compared with 6.6 percent and 5.6 percent respectively in the US;
- **Private companies across all industries are forecasting strong revenue (9.9 percent) and EBITDA (14.3 percent) growth for the full year 2024**, with consumer showing the strongest projected growth;
- Lincoln's European Senior Debt Index returned 3.4 percent in the first quarter versus 2.5 percent for the European Leveraged Loan Index. **Private credit returns have beaten those for leveraged loans over the last five years;**
- Covenant defaults in Europe remain low and fell below 1 percent in the first quarter. Consumer companies and smaller firms were most likely to face covenant breaches. Covenant breaches are being avoided by an unusually high level of amendments with use of payment-in-kind the most popular method (almost 58 percent of cases);
- Enterprise value multiples in European private equity-backed European M&A deals have fallen to 11.5x from a peak of 13.4x in the second half of 2022. Most deals in Q1 were lower-multiple deals in the industrial and manufacturing sectors;
- Demand for lender deployment, coupled with increasing competition from the broadly syndicated loan market, means spreads have tightened by 50 basis points on average in the UK and Europe;
- Underlying private equity portfolio company performance in Europe is strong, with 83 percent seeing year-on-year revenue growth in Q1, slightly up on the prior quarter.

Source: PDI Loan note published on Thursday 13th June 2024. The Lincoln International's first quarter European valuation insights survey comprised 300 UK and European private equity-backed mid-market companies with a median EBITDA of €30million.

<sup>6</sup> Assets under management are defined as committed capital since inception. <sup>7</sup> Preqin Investor Survey. <sup>8</sup> Based on Pemberton Data for our direct lending strategies.

# Disclaimer

This document references the Pemberton Mid-Market Debt Strategy, Strategic Credit Strategy, Senior Loan Strategy, the Working Capital Finance Strategy, Net Asset Value Financing, Risk Sharing Strategy and CLO Strategy (hereafter referred to as Strategy). It is intended only for the person to whom it has been delivered and is solely for discussion / information purposes. Any third-party information (including any statements of opinion and/or belief) contained herein is provided by Pemberton Asset Management group of companies, being Pemberton Asset Management S.A., Pemberton Capital Advisors LLP and any other affiliates ('we', 'our' or 'us') and has not been independently verified.

Investment in instruments that the Strategy may reference are likely to be long-term and of an illiquid nature. Such instruments are also likely to involve an above average level of risk. This document does not purport to identify all of the risk factors associated with any exposure to such a strategy and prospective investors should make their own assessment of any risk involved in seeking exposure to the strategy or instruments referenced therein. There is no guarantee of trading performance and past or projected performance of the strategy or instruments referenced is no indication of current or future performance / results. The value of investments may fall as well as rise. Exposure to the strategy is suitable only for sophisticated investors and requires the financial ability and willingness to accept for an indefinite period of time the risks and lack of liquidity inherent in the strategy or instruments referenced therein.

Prospective investors should note that the investments the Fund makes are likely to be long-term and of an illiquid nature. Such investments are also likely to involve an above average level of risk. Prospective investors should note that there is no guarantee of trading performance and past or projected performance of the Fund is no indication of current or future performance / results. The value of an investment in the Fund may fall as well as rise. An investment in the Fund should therefore be regarded as long-term and should form part of an otherwise diversified investment portfolio.

Statements of opinion, market or performance information and any forecasts or estimates contained in this document are prepared on the basis of assumptions and conclusions reached and are believed to be reasonable by us at the time. No representation, warranty, assurance or undertaking (express or implied) is given (and can therefore not be relied upon as such), and no responsibility or liability is or will be accepted by us or any of our affiliates or our respective officers, employees or agents as to the adequacy, accuracy, completeness or reasonableness of the information, statements and opinions expressed in this document. Any opinions expressed in this document do not constitute legal, tax or investment advice and can therefore not be relied upon as such. Please consult your own legal or tax advisor concerning such matters.

The information contained in this document (which does not purport to be comprehensive) is believed to be accurate only at the date of this document and does not imply that the information herein is correct at any time subsequent to the date hereof and such information is subject to change at any time without notice. The views expressed herein are subject to change based on market and other conditions and we give no undertaking to update the information, to reflect actual events, circumstances or changes in expectations or to provide additional information after its distribution, even in the event that the information becomes materially inaccurate. The recipient acknowledges and agrees that no person has, nor is held out as having, any authority to give any statement, warranty, representation, assurance or undertaking on our behalf. No part of this document may be reproduced in any manner without our written permission.

This document contains forward-looking statements, which give current expectations of the strategy's future activities and future performance. Any or all forward-looking statements in this document may turn out to be incorrect. They can be affected by inaccurate assumptions or by known or unknown risks and uncertainties. Although the assumptions underlying the forward-looking statements contained herein are believed to be reasonable, any of the assumptions could be inaccurate and, therefore, there can be no assurances that the forward-looking statements included in this document will prove to be accurate. In light of the significant uncertainties inherent in the forward-looking statements included herein, the inclusion of such information should not be regarded as a representation that the objectives and plans discussed herein will be achieved. Further, no person undertakes any obligation to revise such forward-looking statements to reflect events or circumstances after the date hereof or to reflect the occurrence of unanticipated events. In addition, the statements herein containing words such as "may," "will," "should," "expect," "anticipate," "estimate," "intend," "continue" or "believe" (or the negatives thereof) or other variations thereon or comparable terminology are forward-looking statements and not historical facts. Due to various risks, uncertainties and assumptions, including, without limitation, those set forth herein, actual events or results or the actual performance of the investments may differ materially from those reflected in or contemplated by such forward-looking statements.

# Disclaimer Continued

Return targets are presented only for comparative purposes and as a guide to assist prospective investors in evaluating the strategy described herein and their implicit risk/reward ratio. Targeted returns are subjective determinations by us based on a variety of factors that we consider relevant, such as the historical performance of other similar investments, investment vehicles and strategy, leverage and market conditions. Targeted returns do not reflect either actual past performance or a guarantee of future performance. There can be no assurance that any return target will be met.

The information contained herein employs proprietary projections of expected returns as well as estimates of their future volatility. The relative relationships and forecasts contained herein are based upon proprietary research and are developed through analysis of historical data and capital markets theory. These estimates have certain inherent limitations, and, unlike an actual performance record, they do not reflect actual trading, liquidity constraints, actual market conditions or fees and other costs. References to future returns are not promises or even estimates of actual returns that an investor portfolio may achieve. The forecasts contained herein are for illustrative purposes only and are not to be relied upon as advice or interpreted as recommendations.

## <sup>9</sup> Target IRRs

Information herein reflects current beliefs of Pemberton as of the date hereof. There is no guarantee that target returns will be achieved. Such forecasts are not a reliable indicator of future performance. Target returns are presented as a guideline for investors only. The target returns have been based on a variety of factors and assumptions, including, among others, investment strategy, volatility measures, risk tolerance and market conditions, and such assumptions are subject to various risks. Target returns are not intended to be, and are not, a prediction, projection or guarantee of future performance and should not be relied upon as an indication of future performance. Pemberton's beliefs and assumptions utilised in setting such target returns may or may not prove to be correct and there can be no assurance that such target returns are attainable or will be realised, and actual results may vary materially - as with any investment, losses (including total losses) are possible. The net target IRR is net of anticipated Management Fees, expenses (covering Compartment, organisational and Partnership) and any performance related fees, including Carried Interest. The methodology used for determining the target returns also assumes that the average 3-month EURIBOR, as administered by the European Money Markets Institute, will be 1.5% throughout the Term. A full description of assumptions considered when determining the target return is available upon request from Pemberton.

The distribution of this document may be restricted in certain jurisdictions. This document is not intended for distribution to or use by any person or entity in any jurisdiction or country where such distribution or use would be contrary to local law or regulation.

This document has been prepared and issued for use in the UK and all countries outside of the European Union by Pemberton Capital Advisors LLP. Pemberton Capital Advisors LLP is authorised and regulated by the Financial Conduct Authority ("FCA") and entered on the FCA Register with the firm reference number 561640 and is registered in England and Wales at 5 Howick Place, London SW1P 1WG, United Kingdom. Registered with the US Securities and Exchange Commission as an investment adviser under the U.S. Investment Advisers Act of 1940 with CRD No. 282621 and SEC File No. 801-107757. Tel: +44(0) 207 993 9300.

This document has been prepared and issued for use in the European Union by Pemberton Asset Management S.A.. Pemberton Asset Management S.A. is authorised and regulated by the Commission de Surveillance du Secteur Financier ("CSSF") and entered on the CSSF Register with the firm reference numbers A1013 & A1342 and is registered in Grand Duchy of Luxembourg at 70 route d'Esch, L1470. Pemberton reports to the US Securities and Exchange Commission as a reporting exempt investment adviser under the U.S. Investment Advisers Act of 1940 with CRD 282865 and SEC File No. 802-107832. Tel: +352 26468360.

## DIFC

This material is being distributed/issued by Pemberton Capital Advisors LLP (DIFC Branch) ("PCA DIFC"). PCA DIFC is regulated by the Dubai Financial Services Authority ("DFSA"). This document is intended only for Professional Clients or Market Counterparties as defined by the DFSA and no other person should act upon it.

Please note that this Fund is not based in the Dubai International Financial Centre ("DIFC") and such type of funds would not be allowed under the current DFSA rules.

# Disclaimer Continued

## **United Arab Emirates (excluding Dubai)**

This document, and the information contained herein, does not constitute, and is not intended to constitute, a public offer of securities in the United Arab Emirates ("UAE") and accordingly should not be construed as such. The interests in the Fund are only being offered to a limited number of exempt investors in the UAE who fall under one of the following categories of Exempt Qualified Investors: an investor which is able to manage its investments on its own (unless such person wishes to be classified as a retail investor), namely:

- the federal government, local governments, and governmental entities, institutions and authorities, or companies wholly-owned by any such entities;
- foreign governments, their respective entities, institutions and authorities or companies wholly owned by any such entities;
- international entities and organisations;
- entities licensed by the Securities and Commodities Authority (the "SCA") or a regulatory authority that is an ordinary or associate member of the International Organisation of Securities Commissions (a "Counterpart Authority"); or
- any legal person that meets, as at the date of its most recent financial statements, at least two of the following conditions: (i) it has a total assets of AED 75 million; (ii) it has a net revenues of AED 150 million; (iii) it has total net equities or paid capital of AED 7 million; or
- a natural person licensed by the SCA or a Counterpart Authority to carry out any of the functions related to financial activities or services, (each an "Exempt Qualified Investor").

The interest in the Fund have not been approved by or licensed or registered with the UAE Central Bank, the SCA, the Dubai Financial Services Authority, the Financial Services Regulatory Authority or any other relevant licensing authorities or governmental agencies in the UAE (the "Authorities"). The Authorities assume no liability for any investment that the named addressee makes as an Exempt Qualified Investor.

This document is for the use of the named addressee only and should not be given or shown to any other person (other than employees, agents or consultants in connection with the addressee's consideration thereof).

## **Qatar**

The interests in the Fund are only being offered to a limited number of investors who are willing and able to conduct an independent investigation of the risks involved in an investment in such interests. This document does not constitute an offer to the public and is for the use only of the named addressee and should not be given or shown to any other person (other than employees, agents or consultants in connection with the addressee's consideration thereof). The Fund has not been and will not be registered with the Qatar Central Bank or under any laws of the State of Qatar. No transaction will be concluded in your jurisdiction and any inquiries regarding the interests in the Fund should be made to Anis Ghamgui.

## **Kuwait**

This document is not for circulation to private investors nor to the public in Kuwait. The interests in the Fund have not been licensed for offering in Kuwait by the Kuwait Capital Markets Authority or any other relevant Kuwaiti government agency. The offering of the interests in the Fund in Kuwait on the basis of a private placement or public offering is, therefore, restricted in accordance with Law No. 7 of 2010 and the bylaws thereto (as amended). No private or public offering of the interests of the Fund is being made in Kuwait, and no agreement relating to the sale of the interests in the Fund will be concluded in Kuwait. No marketing or solicitation or inducement activities are being used to offer or market the interests in the Fund in Kuwait.

---

## Contact Us

investorrelations@pembertonam.com  
www.pembertonam.com

5 Howick Place, London SW1P 1WG  
+44 (0) 20 7993 9300